

Responses Overview Active

Responses

14



Average Time

03:56



Duration

43 Days



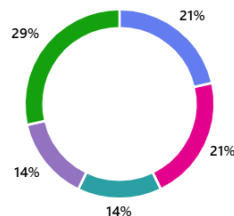
1. Do you understand the reasons for the proposal to close Snape Wood Primary and Nursery School in August 2026?

Yes	13
No	1
Not sure	0



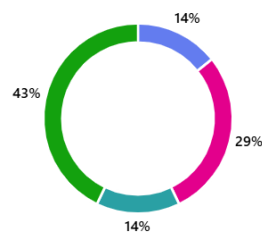
2. Do you agree with the proposal?

Strongly agree	3
Agree	3
Neither agree nor disagree	2
Disagree	2
Strongly disagree	4



3. In what capacity are you completing this survey?

Pupil currently attending Snape Wood Primary	2
Parent/Carer of a pupil at Snape Wood Primary	4
Staff member	2
School governor	0
Other	6



4. What are your main concerns?

10
Responses

Latest Responses

"Impact on staff and children. Constant change and uncertainty."
"The children of Bulwell deserve the opportunity to stay in Snapewood in smaller c..."
"Falling roll and unstable leadership"

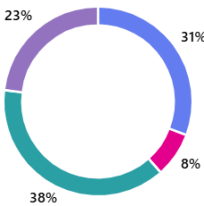
...

7 respondents (70%) answered school for this question.

teachers in place children of Bulwell future for their children parents and children overcrowded schools
school place place school children staff and children
children and parents time education Snape Wood Bulwell schools
child in snapwood Rufford School closing nearest school primary school

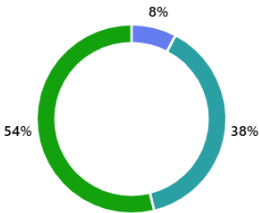
5. How easy would it be for you to travel to one of the three closest local school? (Hempshill Hall, Rufford or Crabtree Farm)

Very easy	4
Quite easy	1
Not sure	5
Quite difficult	3
Very difficult	0



6. If Snape Wood Primary closes, which alternative primary school do you currently feel you would prefer to transfer your child to? NOTE: this survey is anonymous and this is on a non-commitment basis - you can change your mind at a later stage when applying through the Admission process.

Crabtree Farm	1
Hempshill Hall	0
Rufford	5
A different local school	0
Not sure	7



7. Do you have any comments on the proposal?

10
Responses

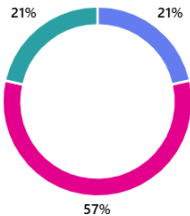
Latest Responses
"I feel the decision to close school has already been made because school uniform..."
"The proposal to cut school places to move children to already busy school settin..."
...

6 respondents (60%) answered schools for this question.



8. Which of the following best describes you?

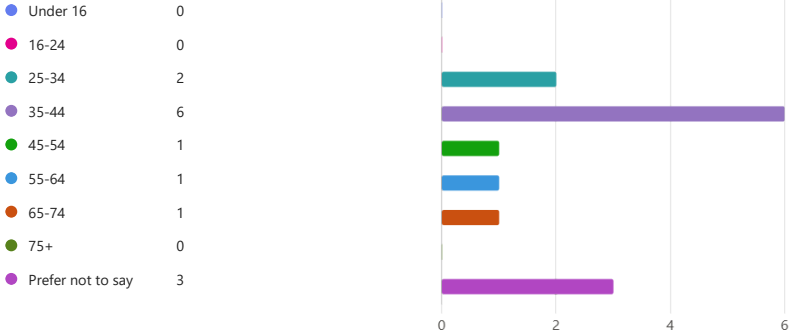
Male	3
Female	8
Prefer not to answer	3




9. Is this the same as your gender at birth?



10. Which of the following best describes you?

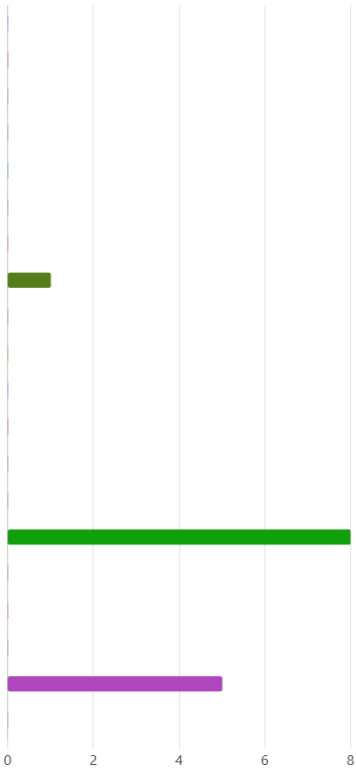


11. Which of the following best describes you?



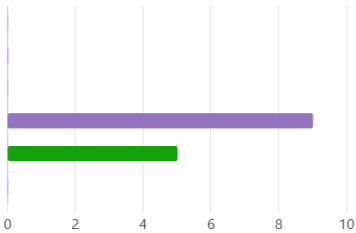
12. Which of the following options best describes you?

Arab	0
Asian or Asian British - Bangladeshi	0
Asian or Asian British - Chinese	0
Asian or Asian British - Indian	0
Asian or Asian British - Kashmiri	0
Asian or Asian British - Other	0
Asian or Asian British - Pakistani	0
Black or Black British - African	1
Black or Black British - Caribbean	0
Black or Black British - Other	0
Mixed - White & Asian	0
Mixed - White & Black African	0
Mixed - White & Black Caribbean	0
Mixed - Other	0
White - English, Welsh, Scottish, Northern Irish, British	8
White - Gypsy Traveller	0
White - Irish	0
White - Other	0
Prefer not to say	5
Other	0



13. Which of the following best describes you?

Bisexual	0
Gay Man	0
Gay Woman/Lesbian	0
Heterosexual / Straight	9
Prefer not to say	5
Other	0



14. Which of the following best describes you?

Agnostic	3
Atheist	1
Buddhist	0
Christian	3
Hindu	0
Jewish	0
Muslim	0
None	1
Pagan	0
Sikh	0
Prefer not to say	6
Other	0

