

Early Years Business Meeting

Childminders Business meeting

Cheryl McLean: Early Years Funding Co-ordinator

Sue Crighton: Early Years Support Worker

Katie-Leigh Cooper: Early Years Funding Assistant

Catherine Smith : Early Years Programmes Manager



Nottingham
City Council

Agenda

- Early Years Funding 2019/20
- Monthly Payments
- Funded Place Participation Data
- New Childcare Sufficiency Assessment Report Card
- Annual Conversation
- Early Years Foundation Stage Profile Data
- Safeguarding Update
- National and Local Support and Updates



Overview

- Provider Agreement
 - Late Claims
 - EYPP
- Base Rates

Early Years Funding 2019/20

	From 1 st April 2019	
2 Year Old Base Rate	£5.08 per hour	
3 & 4 Year Old Base Rate	£4.33 per hour	
Flexibility Supplement	£0.10 per hour for up to 30 hours per child per week (equivalent) for 3 & 4 year olds if setting is open 48 weeks a year or more	
Deprivation Supplement	£1.00 per hour for up to 30 hours per child per week (equivalent) for 3 & 4 year olds attracting EYPP	
Early Years Pupil Premium (EYPP) Supplement	£0.53 per hour, up to 15 hours per child per week (equivalent), for 3 & 4 year old children only	
Example 15 hour NEF Funded	With EYPP & Supps:	(Total for year = £3,397.20)
	Without EYPP & Supps £4.33	(Total for year = £2,468.10)



East Midlands Comparative Rates (2018-19 Financial Year)

LA	2 Year Old Hourly Rate
Lincolnshire	£4.85
Leicester City	£4.90
Leicestershire	£4.93
Nottingham City	£5.08
Northamptonshire	£5.10
Derby City	£5.20
Derbyshire	£5.20
Nottinghamshire	£5.22

LA	3 & 4 Year Old Hourly Rate (Basic)
Northamptonshire	£3.80
Lincolnshire	£3.84
Leicester City	£4.00
Leicestershire	£4.03
Derbyshire	£4.03
Derby City	£4.11
Nottinghamshire	£4.16
Nottingham City	£4.33



Monthly Payments

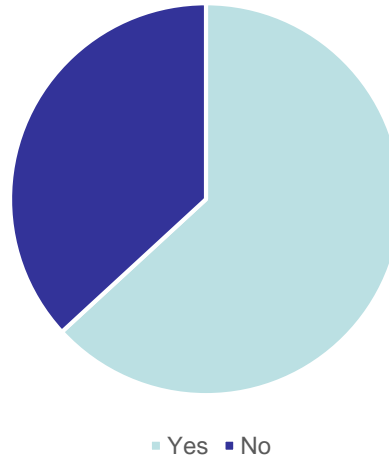
- September 2018 saw 2 significant, but separate, changes
 - Introduction of monthly payments
 - Move from an estimate payment at the beginning of term and a balance payment at the end of term to receiving an estimate payment every month and a balance payment in the last month
 - Statutory requirement
 - Introduction of the 75% / 25% split for the estimate and balance payments
 - Previous 2 payments per term were split 50/50%
 - Following sector consultation, this was revised to 75/25%



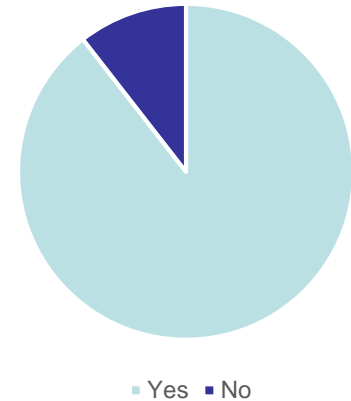
Monthly Payments Survey

The Results!

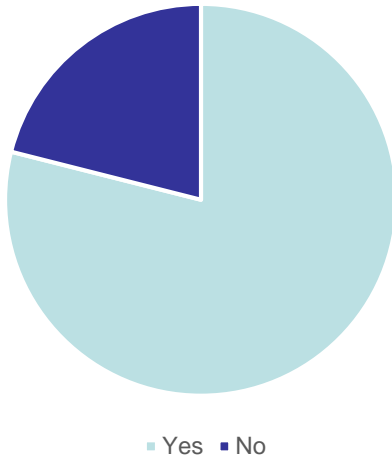
Does the 75%/25% Split work?



Are montly payments working?



Is the remittance advice adequate?



Key Feedback

- No proposed change to current system
- Issue over receiving payments and invoices / Remittance Advice
- EYPP breakdown

PORTAL TRAINING
28TH MARCH 2019!

PORTAL USER
GUIDE



New Childcare Sufficiency Assessment Report Card

- Purpose
- Features
- Timelines
- Your contribution
- Workshops

EYFSP Analysis 2017-2018

	Good Level of Development		
	2016	2017	2018
Nottingham City	63.5% (+5.5)	66.2% (+2.7)	67.6% (+1.4)
National	69.3% (+3.3)	70.7% (+1.4)	71.5% (+0.8)
Difference	-5.8	-4.5	-3.9



Gender Gap

The gap between boys and girls is now 10.7 % which is lower than the gap nationally (National 13.5%)

Girls continue to out perform boys in all areas, this is the same nationally

National & Local Support and Updates

- **EYPP & Workforce Development**
 - Greater emphasis on use and outcomes under proposal for new OFSTED framework
 - Can you evidence outcomes of EYPP?

- **Communication Strategy**
 - Stay Connected
 - Early Years Website

- **The BIG Reading Challenge!**
 - Opportunity for Councillor Mellen to come and read a story in your setting as part of his challenge to read to 5,000 children in 50 days!

- **BIG little Moments!**
 - 12th February - Launch of SSBC campaign to promote early social, emotional and language development – watch out for the little monsters across the city!



Thank you for joining us



Nottingham
City Council