

Early Years Business Meeting

Tuesday 5th February 2019

Kathryn Bouchlaghem: Early Years Manager

Cheryl McLean: Early Years Funding Co-ordinator

Katie-Leigh Cooper: Early Years Funding Co-ordinator Assistant

Catherine Smith: Early Years Programmes Manager

Caroline Vissani: EYFS Teaching and Learning Specialist

Karen Shead: Early Years Safeguarding Co-ordinator



Nottingham
City Council

Agenda

- Early Years Funding 2019/20
- Monthly Payments
- Funded Place Participation Data
- SEND
- New Childcare Sufficiency Assessment Report Card
- Annual Conversation
- Early Years Foundation Stage Profile Data
- Safeguarding Update
- National and Local Support and Updates



Overview

- Provider Agreement
 - Late Claims
 - EYPP
- Base Rates
- Inclusive Education Service

Early Years Funding 2019/20

	From 1 st April 2019	
2 Year Old Base Rate	£5.08 per hour	
3 & 4 Year Old Base Rate	£4.33 per hour	
Flexibility Supplement	£0.10 per hour for up to 30 hours per child per week (equivalent) for 3 & 4 year olds if setting is open 48 weeks a year or more	
Deprivation Supplement	£1.00 per hour for up to 30 hours per child per week (equivalent) for 3 & 4 year olds attracting EYPP	
Early Years Pupil Premium (EYPP) Supplement	£0.53 per hour, up to 15 hours per child per week (equivalent), for 3 & 4 year old children only	
Example 15 hour NEF Funded	With EYPP & Supps: £5.96	(Total for year = £3,397.20)
	Without EYPP & Supps £4.33	(Total for year = £2,468.10)



East Midlands Comparative Rates (2018-19 Financial Year)

LA	2 Year Old Hourly Rate
Lincolnshire	£4.85
Leicester City	£4.90
Leicestershire	£4.93
Nottingham City	£5.08
Northamptonshire	£5.10
Derby City	£5.20
Derbyshire	£5.20
Nottinghamshire	£5.22

LA	3 & 4 Year Old Hourly Rate (Basic)
Northamptonshire	£3.80
Lincolnshire	£3.84
Leicester City	£4.00
Leicestershire	£4.03
Derbyshire	£4.03
Derby City	£4.11
Nottinghamshire	£4.16
Nottingham City	£4.33



Monthly Payments

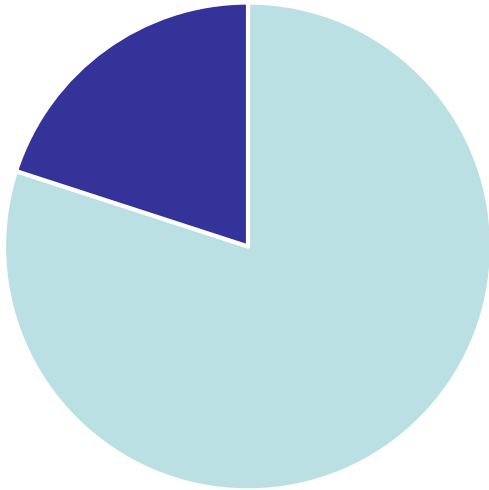
- September 2018 saw 2 significant, but separate, changes
 - Introduction of monthly payments
 - Move from an estimate payment at the beginning of term and a balance payment at the end of term to receiving an estimate payment every month and a balance payment in the last month
 - Statutory requirement
 - Introduction of the 75% / 25% split for the estimate and balance payments
 - Previous 2 payments per term were split 50/50%
 - Following sector consultation, this was revised to 75/25%



Monthly Payments Survey

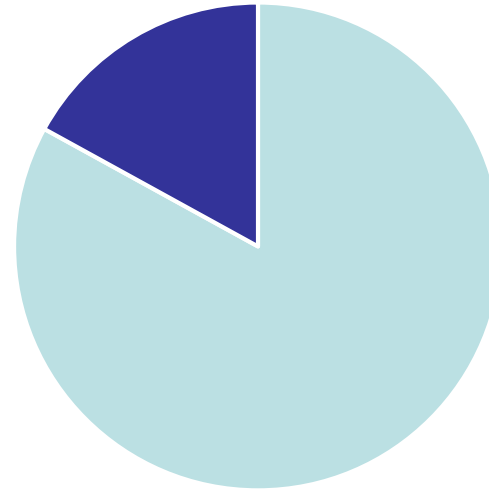
The Results!

Are monthly payments working for your setting?



■ Yes ■ No

Does the 75% / 25% split work for your setting?

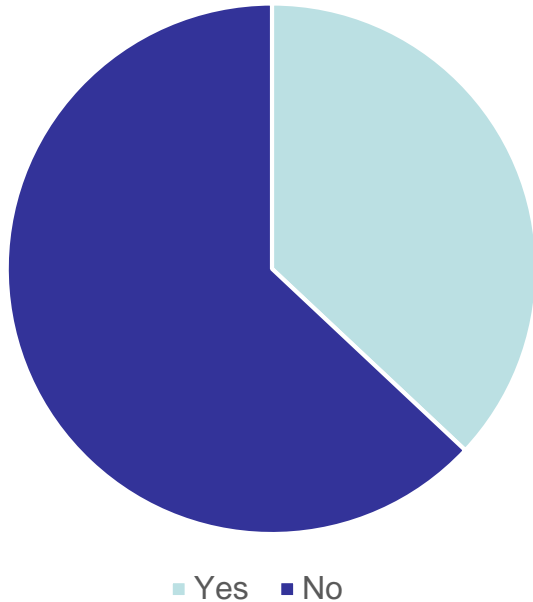


■ Yes ■ No



Key Feedback

Is the remittance advice adequate?



- No proposed change to current system
- Issue over receiving payments and invoices / Remittance Advice
- EYPP breakdown

PORTAL TRAINING
28TH MARCH 2019!

PORTAL USER
GUIDE



Nottingham
City Council

SEND

- *Early Years SEND Pathway*
- *Access to LA SEND support*
- *SEND funding*



New Childcare Sufficiency Assessment Report Card

- Purpose
- Features
- Timelines
- Your contribution
- Workshops

Annual Conversation

- Provider Support Framework – new development
- Good and Outstanding Providers
- Aim – Support providers to self reflect
- Duration – Two hours
- Agenda
- Offer not a requirement

EYFSP Analysis 2017-2018

	Good Level of Development		
	2016	2017	2018
Nottingham City	63.5% (+5.5)	66.2% (+2.7)	67.6% (+1.4)
National	69.3% (+3.3)	70.7% (+1.4)	71.5% (+0.8)
Difference	-5.8	-4.5	-3.9



EYFSP Analysis 2017-2018

Ranking

Nottingham's ranking is 134/151 (2017 – 130/151)

Differences between 2017 and 2018 Nottingham City Data

Increase:

Managing Feelings & behaviour +1.4

People & Communities +1.4

Making Relationships +1.3

Number +1.3

The World +1.3

Being Imaginative +1.3

Decrease:

Health & Self-Care -0.4



2018 EYFSP Headlines

Biggest Gaps with National

Prime:

Health & Self-Care -2.6

Self-Confidence & Self-Awareness -2.4

Understanding -2.1

Specific:

Reading -6.6

Writing -5.5

Being Imaginative -5.4

Shape, Space & Measure -5.2



Gender Gap

The gap between boys and girls is now 10.7 % which is lower than the gap nationally (National 13.5%)

Girls continue to out perform boys in all areas, this is the same nationally

Safeguarding Update

DSL Network

- Well attended with positive feedback
- 22% of settings have had minimal or not attended at all
- DSL training requirements

Next session:

Wednesday 13th February 2019

9am – 12.30pm

Nottingham Racecourse



Safeguarding Update

DSL Network

Revised Family Support Pathway

Contextual Safeguarding

Change, Grow, Live Service

Training

Venues and times

New staff in post

Courses available



National & Local Support and Updates

- **EYPP & Workforce Development**
 - Greater emphasis on use and outcomes under proposal for new OFSTED framework
 - Can you evidence outcomes of EYPP?
- **Professor Dr Ferre Laevers half day conference – Well Being and Involvement - 15th March 2019**
- **Recruitment**
 - **Stay-Ahead Nottingham** - Support for employers recruit staff and access training incentives
 - **Stay Connected Recruitment Special – March 2019**



- **The BIG Reading Challenge!**
 - Opportunity for Councillor Mellen to come and read a story in your setting as part of his challenge to read to 5,000 children in 50 days!

- **BIG little Moments!**
 - 12th February - Launch of SSBC campaign to promote early social, emotional and language development – watch out for the little monsters across the city!



Thank you for joining us



Nottingham
City Council