



# Summary Accounts 2006-07

Nottingham City Council's accounts provide everyone with assurance of good financial governance. They show the resources available and how this money has been used by the City Council in delivering everyday services to Nottingham City's community. This summary of accounts summarises the Council's spending in 2006-2007 and illustrates its financial position as at 31 March 2007 in a simplified format.

## What did we spend our money on?

The Revenue Account below presents the cost of running Council services between April 2006 and March 2007.

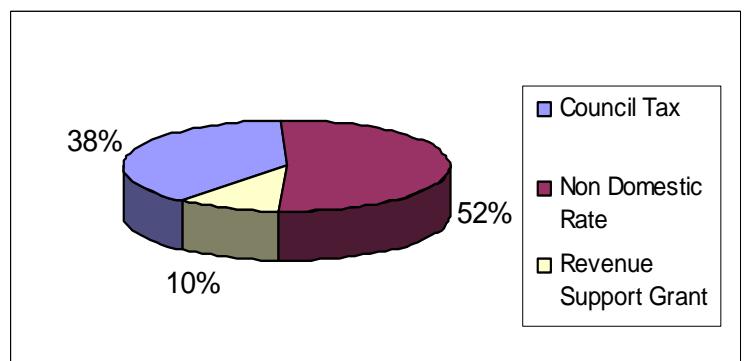
What we Spent	£ Million
Central Services to the public	2.099
Court & Probation Services	0.611
Cultural, Environmental and Planning Services	67.083
Education Services	30.471
Highways, Roads and Transport Services	21.484
Local authority housing (HRA)	-1.545
Other housing services	4.917
Social Services	101.212
Exceptional costs of social services legal settlements	0.058
Corporate Democratic Core	2.791
Non distributed costs	28.885
<b>Net Cost of Services</b>	<b>258.066</b>
<b>Other technical adjustments</b>	<b>-35.346</b>
<b>Cost of Local services met by Local and National Taxes</b>	<b>222.72</b>

In 2006/07 the City Council received £145.958m from the dedicated schools grant awarded by the Government. It can only be used to support the schools budget. Previously the grant received was included in the revenue support grant allocated to the City.

## How did we pay?

We spent £223 million on running services after allowing for income. We financed our spending using local and national taxes and redistributed Business Rates as follows:

How we paid for services	£ Million
Council Tax	86.66
Non Domestic Rate	116.87
Revenue Support Grant	23.12
	<b>226.655</b>



Council Tax is set by the Council to meet the remainder of the planned spending for the year. National Non-Domestic Rates are set nationally by the Government and redistributed based on population. The Revenue Support Grant is a Government Grant allocated to all councils towards the cost of providing services.

## What we had left over?

We spent slightly less than we got in during the year, leading to a surplus on our revenue account of £3.9 million.

The surplus for the year was added to those accumulated from previous years giving a new balance on the general fund of £14.751 million. The general fund is set aside to cover unexpected occurrences and future funding pressures.

Revenue Account Surplus	2006/07 £ Million
Total Income including Taxes and Grants	226.66
Costs of Services	222.72
<b>Surplus for the Year</b>	<b>(3.935)</b>

Cash Flow	2006/07 £ Million
Cash Balance at 1st April 2006 (overdrawn)	(5.43)
Cash in	1,444.90
Cash out	(1,438.31)
<b>Cash Balance at 31st March 2007</b>	<b>1.16</b>

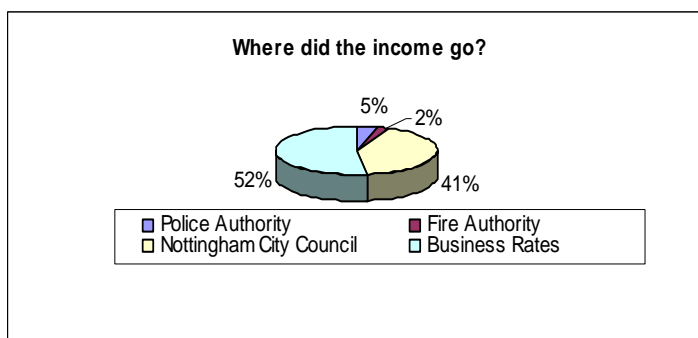
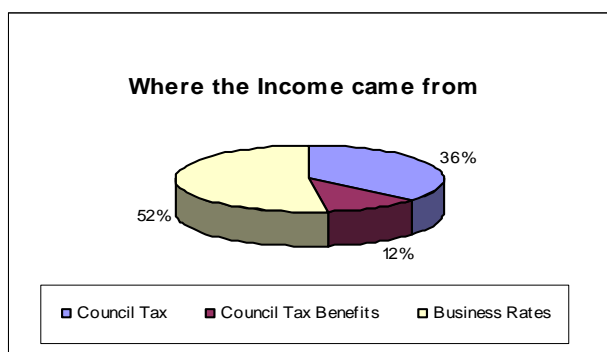
## Housing Revenue Account

The Housing Revenue Account (HRA) is a separately maintained and ring-fenced account showing income and expenditure associated with the provision, management and maintenance of Council Housing. The Housing Revenue Account expenditure is financed by rents payable from tenants with the remainder being largely financed from subsidy grant from the government. Since April 2004 Nottingham City Homes Ltd has managed the Council's housing stock of 29,544.

What the Housing Stock Cost	2006/07 £ Million
Income	-91.53
Expenditure	74.19
Other Adjustments	15.79
<b>Surplus for the Year</b>	<b>-1.55</b>
<b>Balance brought forward 1 April 2006</b>	<b>-4.08</b>
<b>Balance as at 31 March 2007</b>	<b>-5.63</b>

## The Collection Fund

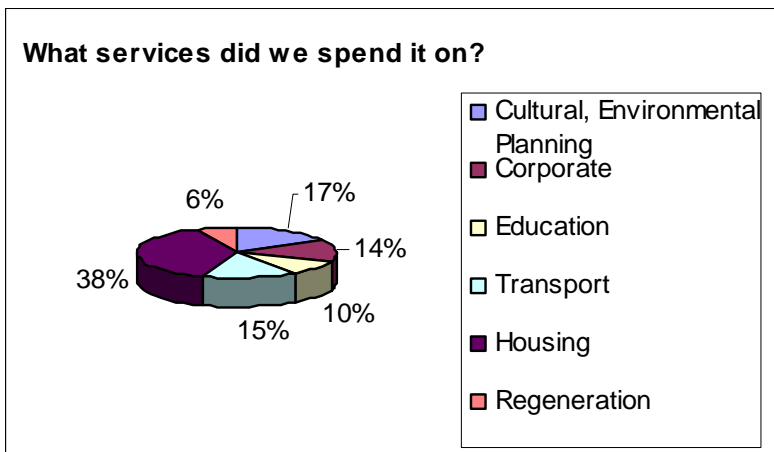
The Collection Fund provides information on income from Council Tax and Business Rates and shows how the money raised has been used to pay for the services of the Council and its precepting authorities. During the year the fund showed a surplus of £0.293m, after taking into account the deficit of £0.357m brought forward from 2005-2006, the balance to be carried forward into 2007-2008 is a deficit of £0.064m.



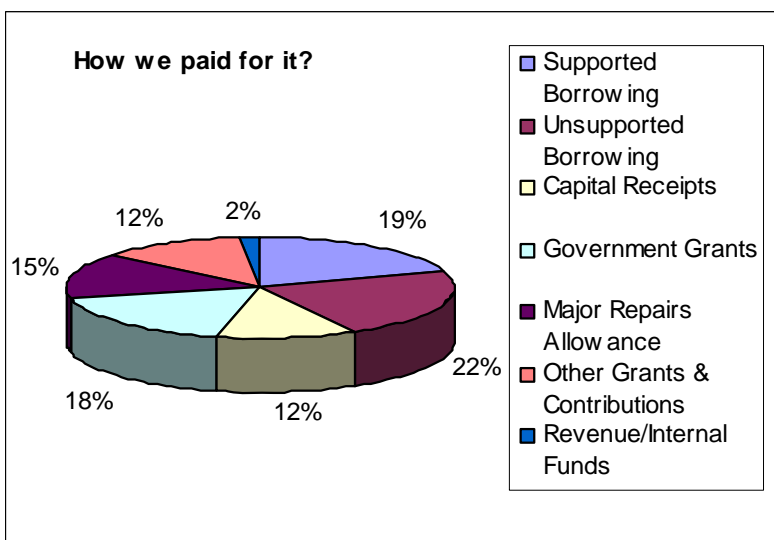
# Capital Spending

Capital expenditure relates to the acquisition of new assets and the development of existing assets which will benefit the City Council for longer than one year. Grants to people or organisations outside the authority for similar purposes are also capital expenditure.

Capital Expenditure	£ Million
Cultural, Environmental Planning	19.3
Corporate	15.7
Education	11.3
Transport	17.8
Housing	44.3
Regeneration	7.2
<b>Total</b>	<b>115.6</b>



Financing the Expenditure	£ Million
Supported Borrowing	22.5
Unsupported Borrowing	26.1
Capital Receipts	13.3
Government Grants	20.8
Major Repairs Allowance	16.8
Other Grants & Contributions	14.3
Revenue/Internal Funds	1.8
	<b>115.6</b>



# What are we worth?

At the end of each financial year we draw up a balance sheet that represents how much the Nottingham City Council's fixed assets are worth such as land, buildings, vehicles and plant. How much is owed to the Council (assets) and how much the Council owes to others (liabilities).

	£ Million
Fixed Assets	2336.645
Assets - what is owed to us	295.667
Liabilities - what we owe to others	-1082.37
<b>Total Assets less Total Liabilities</b>	<b>1549.942</b>

Nottingham City Council's net worth as an organisation is £1,549.9million. This is represented by funds and balances of £96.426m and capital/pension reserves of £1453.516m

## **Strategic Finance Director's Statement**

The Council's Statement of Accounts has been prepared in accordance with the Accounting Code of Practice. For the purpose of this summary some simplifications have been made to provide more meaningful information. The Council's 2006-2007 accounts have been audited by an auditor appointed by the Audit Commission. The auditor issued an unqualified opinion of the Council's full accounts for 2006-2007.

A full copy of the Council's 2006-2007 audited accounts and a copy of this leaflet is available on the Council's website [www.nottinghamcity.gov.uk](http://www.nottinghamcity.gov.uk). The accounts are also available at your local library, alternatively please contact us on 0115 9158283 if you wish to purchase a copy.

Tim Render  
Strategic Finance Director  
Severns House  
20 Middle Pavement  
Nottingham NG1 7DW